

ClearBridge RARE Infrastructure Value Fund - Unhedged Class A Units

The Infrastructure Value Strategy aims to provide investors with long-term, inflation-protected stable growth, comprised of consistent income and capital growth with a focus on minimising the volatility of returns. This is achieved by investing in a range of listed infrastructure securities spread across geographic regions in both the developed and emerging markets. The Strategy is managed by a highly experienced specialist infrastructure investment team located in Sydney.

PERFORMANCE

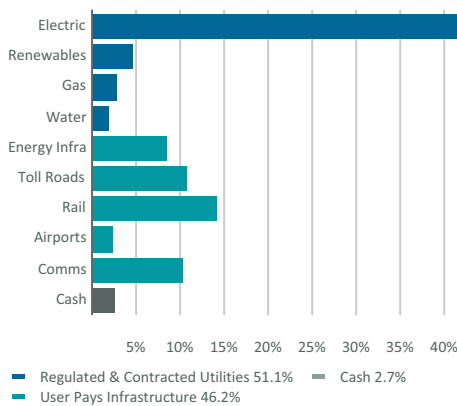
| | 1 month | 3 months | 1 year | 3 years | 5 years | Inception |
|--|-------------|-------------|--------------|--------------|-------------|--------------|
| ClearBridge RARE Infrastructure Value Fund - Unhedged Class A Units | 2.0% | 2.8% | 17.3% | 8.3% | 8.7% | 10.4% |
| BENCH:OECD G7 Inflation Index +5.5% | 1.1% | 2.7% | 11.6% | 8.6% | 8.0% | 7.4% |
| Over / under performance | 0.9% | 0.0% | 5.7% | -0.2% | 0.7% | 3.0% |
| MSCI AC World Index | -2.8% | -9.2% | 2.8% | 9.1% | 10.6% | 12.1% |

PORTFOLIO CHARACTERISTICS

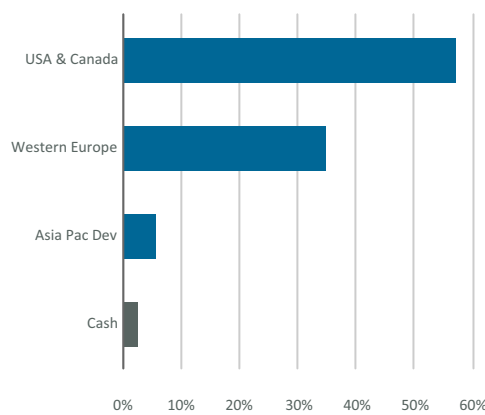
| Portfolio Weighted Average | Apr 2022 |
|----------------------------|----------|
| Avg Market Capitalisation | 61.9bn |
| Div Yield (Fwd) Gross | 3.0% |
| 5 Yr DPS Growth (PA) | 6.7% |
| Gearing (Current) | 34.2% |
| Interest Cover (Historic) | 3.8x |
| EV/EBITDA (Forward) | 14.6x |

Results based on internal calculations

SECTOR BREAKDOWN



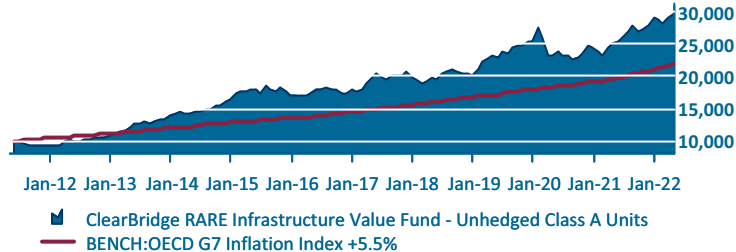
REGIONAL BREAKDOWN



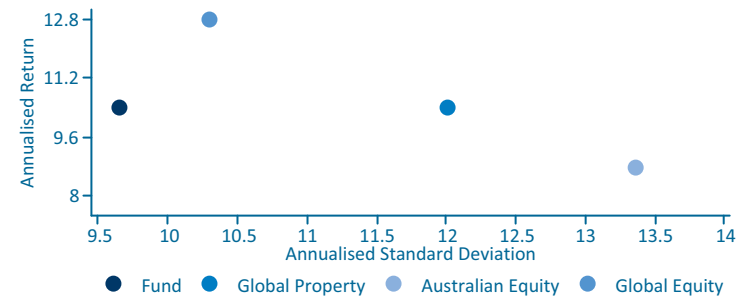
TOP 10 POSITIONS

| Position | End Weight % |
|----------------------------------|--------------|
| GetLink | 5.79 |
| SSE | 4.12 |
| Public Services Enterprise Group | 3.98 |
| Exelon Corp | 3.81 |
| Sempra | 3.67 |
| Union Pacific | 3.67 |
| Nextera | 3.57 |
| Pembina Pipeline | 3.48 |
| American Tower | 3.46 |
| Ferrovial | 3.30 |
| Top 10 Total | 38.84 |

GROWTH OF AUD 10,000 INVESTMENT



RISK RETURN (%PA SINCE INCEPTION)



FUND DETAILS

| | |
|----------------------------------|-------------|
| Fund Size (AUDm) | 931.1 |
| # of Securities | 34 |
| APIR Code | TGP0034AU |
| ARSN: | 150 677 017 |
| Application Price (AUD) | 1.3904 |
| Redemption Price (AUD) | 1.3880 |
| Distribution Frequency | Quarterly |
| Latest Distribution (CPU) | 2.0000 |

FEES AND TRANSACTION COSTS

| | |
|---------------------------------|---|
| Base Management Fee | 0.974% p.a. incl. the net effect of GST |
| Performance Fee | None |
| Buy / Sell Spread | 0.12% / 0.05% |
| Minimum Investment (AUD) | 20,000 |

Important information

While this document has been prepared with all reasonable care, ClearBridge Investments Limited (ABN 84 119 339 052, AFSL No. 307727) and its related companies ("ClearBridge") accept no responsibility or liability for any errors, omissions or misstatements however caused. This information is not personal advice. It has been prepared without taking account of individual objectives, financial situation or needs. Potential investors should seek independent advice as to the suitability of the Fund to their investment needs. Past performance is not indicative of future performance. Reference to shares in a particular company is not a recommendation to buy, sell or hold that stock. Forecasts are based upon internal research and projections. Actual results may materially differ. ClearBridge does not provide any guarantees. Franklin Templeton Australia Limited (ABN 76 004 835 849, AFSL No. 240827) ("Franklin Templeton") is a part of Franklin Resources, Inc. and the Responsible Entity for this Fund. Applications to invest can only be made on the Application Form accompanying the latest Fund Product Disclosure Statement (PDS). Investors should consider the PDS and the Additional Information Booklet (AIB) before deciding whether to invest or continue to invest in the Fund. All PDS, AIB and Fund TMDs can be found on the ClearBridge website on the Forms & Downloads page at www.clearbridgeinvestments.com.au or by contacting Client Service on (02) 9397 7351 or by email at auclientservice@clearbridge.com. Franklin Templeton can be contacted by writing to Level 47, 120 Collins Street, Melbourne, VIC 3000 or by telephone on 1800 679 541. ClearBridge is wholly, indirectly owned by Franklin Resources, Inc., and is part of ClearBridge Investments, LLC.

Note

- Internal calculations for ClearBridge RARE Infrastructure Value Fund - Unhedged Class A Units. All index data sourced from FactSet. Results over one year annualised.
- Fund performance is net of fees, assuming all distributions are reinvested and before tax.
- All values in AUD and net of withholding taxes for benchmarks if applicable. Non-AUD values converted into AUD using FactSet Forex data.
- Performance inception date for ClearBridge RARE Infrastructure Value Fund - Unhedged Class A Units is 31/05/2011.
- Avg Market Capitalisation is in AUD.
- Australian Equity (S&P/ASX 200 TR, AUD), Global Property (FTSE EPRA/NAREIT Developed TR, AUD), Global Equity (MSCI AC World Net, AUD). All index data sourced from FactSet.

CONTACT US

For further information please:
 Call us on +61 2 9397 7351
 Email us at auclientservice@clearbridge.com
 Visit our website at www.clearbridgeinvestments.com.au