

ClearBridge

A Franklin Templeton Company

Global Growth Strategy

Strategy Overview: The Strategy seeks to provide above-market returns with market-level volatility by investing in growth companies where the portfolio managers have a differentiated view on the duration and/or magnitude of growth.

Benchmark: MSCI AC World (Net) (AUD) Index

Strategy Inception: July 2012

Strategy AUM: \$0.99B AUD

Holdings Range: 60-100¹

Objective: To generate long-term capital appreciation while seeking to outperform the benchmark³

Investment Philosophy

Focused on investment in high-quality businesses with growth characteristics when they are trading at a discount, or when growth drivers are not properly understood, which the manager believes will deliver superior returns over time.

Performance: A focus on mispriced growth stocks has supported long-term outperformance of the benchmark.³

Portfolio Management Team⁴

- ▶ **Elisa Mazen**
Managing Director, Head of Global Growth, Portfolio Manager, 39 years experience
- ▶ **Michael Testorf CFA**
Managing Director, Portfolio Manager, 38 years experience
- ▶ **Pawel Wroblewski CFA**
Managing Director, Portfolio Manager, 29 years experience

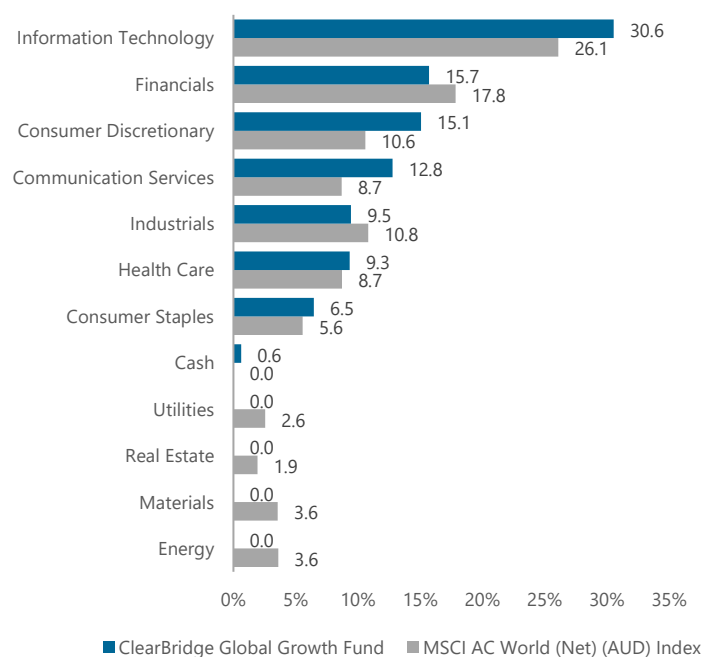
Fundamental Research Platform

- ▶ Portfolio managers leverage the firm's proprietary research team of experienced analysts for investment ideas and insights
- ▶ Dedicated portfolio analysts support the International and Global Growth strategies

Average Annual Total Returns (%)²

| | 3 Months | 1 Year | 3 Years | 5 Years | 7 Years | 10 Years |
|--------------------------------------|----------|--------|---------|---------|---------|----------|
| ClearBridge Global Growth Fund (AUD) | 4.6 | 19.8 | 20.9 | 13.3 | 14.2 | 14.4 |
| MSCI AC World (Net) (AUD) Index | 6.7 | 20.0 | 19.5 | 14.8 | 12.4 | 12.0 |

Sector Weightings^{1,2}



Top 10 Holdings¹

| Security | % of Total Representative Portfolio |
|---------------------------------|-------------------------------------|
| NVIDIA Corp | 6.02 |
| Microsoft Corp | 4.96 |
| Amazon.com Inc | 3.61 |
| Apple Inc | 3.00 |
| Broadcom Inc | 2.71 |
| Meta Platforms Inc | 2.61 |
| ROBLOX Corp | 2.37 |
| Alphabet Inc | 2.25 |
| Sea Ltd | 2.12 |
| Tencent Holdings Ltd | 2.00 |
| Total | 31.64 |
| Total Number of Holdings | 72 |

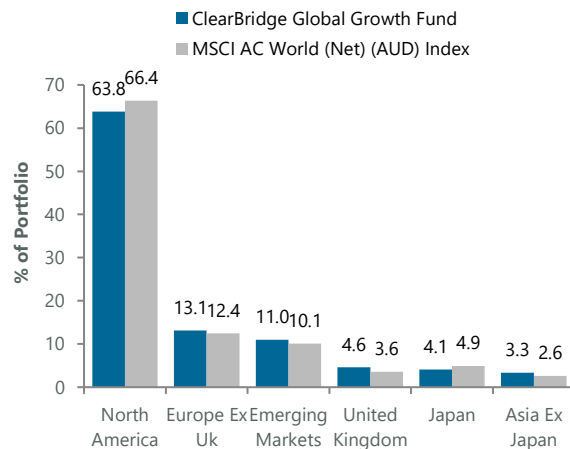
Portfolio Characteristics^{1,2}

| Characteristics | ClearBridge Global Growth Fund | MSCI AC World (Net) (AUD) Index |
|-------------------------------|--------------------------------|---------------------------------|
| P/E Ratio (forward 12 mos.) | 24.3 | 20.3 |
| Price/Book | 6.7 | 5.5 |
| EPS Growth Next 3-5 Years (%) | 13.3 | 11.3 |
| ROE (%) | 22.2 | 19.7 |
| Dividend Yield (%) | 0.9 | 1.7 |

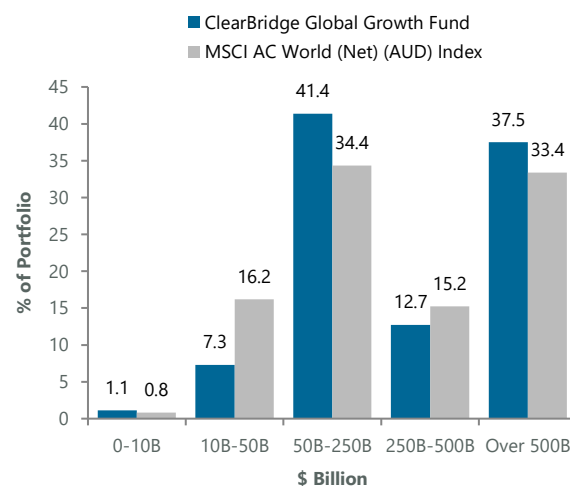
Growth of AUD 10,000 Investment²



Regional Allocation¹



Market Cap Breakdown¹



¹ Source: FactSet. Representative portfolio characteristics, holdings, regional and sector weightings and market capitalisation are based on a representative portfolio and are subject to change at any time. Holdings, sector weightings, market capitalisation and portfolio characteristics of individual client portfolios may differ, sometimes significantly, from those shown. This information does not constitute, and should not be construed as, investment advice or recommendations with respect to the securities and sectors listed.

² Past performance is no guarantee of future results. Performance is preliminary and subject to change. Performance returns less than one year are not annualised.

³ There is no guarantee that the Portfolio's objective will be met.

⁴ ClearBridge Investments, LLC. Portfolio Management Team.

P/E ratios are weighted harmonic average. Price/Book is weighted average.

Performance source: Internal.

Benchmark source: Morgan Stanley Capital International.

This material presents information in a manner which is not suitable for retail investors and the

investment manager, ClearBridge Investments Limited (ABN 84 119 339 052; AFSL No. 307727) and its Authorised Representative, ClearBridge Investments, LLC, do not authorise the provision of this material to retail investors. While this document has been prepared with all reasonable care, ClearBridge* accepts no responsibility or liability for any errors, omissions or misstatements however caused. This information is not personal advice. It has been prepared without taking account of individual objectives, financial situation or needs. Potential investors should seek independent advice as to the suitability of the Strategy to their investment needs. Reference to shares in a particular company is not a recommendation to buy, sell or hold that stock. Forecasts are based upon internal research and projections. Actual results may materially differ. ClearBridge does not provide any guarantees. Franklin Templeton Australia Limited (ABN 76 004 835 849, AFSL No. 240827) ("Franklin Templeton") is a part of Franklin Resources, Inc. and the Responsible Entity for certain managed funds. Applications to invest can only be made on the Application Form accompanying the latest Product Disclosure Statement ("PDS"). Investors should consider

the PDS and the Additional Information Booklet ("AIB") before deciding whether to invest or continue to invest.

All PDS, AIB and Fund TMDs can be found on our website on the Forms & Downloads page at www.clearbridgeinvestments.com.au or by contacting Client Service on (02) 9397 7351 or by email at auclientservice@clearbridge.com.

Franklin Templeton can be contacted by writing to Level 47, 120 Collins Street, Melbourne, VIC 3000 or by telephone on 1800 679 541.

ClearBridge is wholly, indirectly owned by Franklin Resources, Inc. *ClearBridge consists of ClearBridge Investments, LLC. ("CBI") and its affiliated managers whose businesses have been operationally integrated with CBI's, including ClearBridge Investments Limited and its subsidiary in Australia, and a part of Franklin Templeton Investments Corp. doing business as ClearBridge Investments in Canada. Data as of 31 August 2025 unless otherwise indicated. Currency: AUD.

Past performance is no guarantee of future results.

ClearBridge Investments
+61 2 9397 7351 | auclientservice@clearbridge.com
ClearBridgeInvestments.com.au