

ClearBridge RARE Infrastructure Value Fund - Hedged Class A Units

The Infrastructure Value Strategy aims to provide investors with long-term, inflation-protected stable growth, comprised of consistent income and capital growth with a focus on minimising the volatility of returns. This is achieved by investing in a range of listed infrastructure securities spread across geographic regions in both the developed and emerging markets. The Strategy is managed by a highly experienced specialist infrastructure investment team located in Sydney.

PERFORMANCE

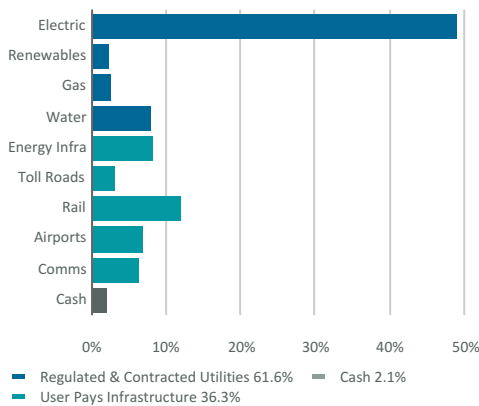
	1 month	3 months	1 year	3 years	5 years	Inception
ClearBridge RARE Infrastructure Value Fund - Hedged Class A Units	2.0%	4.3%	13.6%	5.1%	6.1%	7.5%
BENCH:OECD G7 Inflation Index + 5.5%	0.7%	2.5%	8.5%	10.7%	9.4%	7.8%
Over / under performance	1.3%	1.8%	5.1%	-5.6%	-3.2%	-0.3%
MSCI AC World Index (local)	1.7%	5.5%	22.9%	7.1%	12.6%	7.5%

PORTFOLIO CHARACTERISTICS

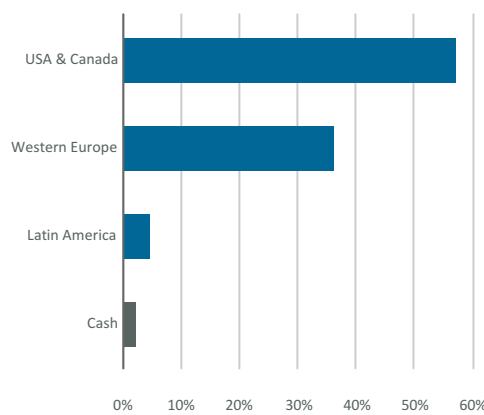
Portfolio Weighted Average	Aug 2024
Avg Market Capitalisation	65.1bn
Div Yield (Fwd) Gross	3.5%
5 Yr DPS Growth (PA)	8.2%
Gearing (Current)	38.1%
Interest Cover (Historic)	3.8x
EV/EBITDA (Forward)	12.0x

Results based on internal calculations

SECTOR BREAKDOWN



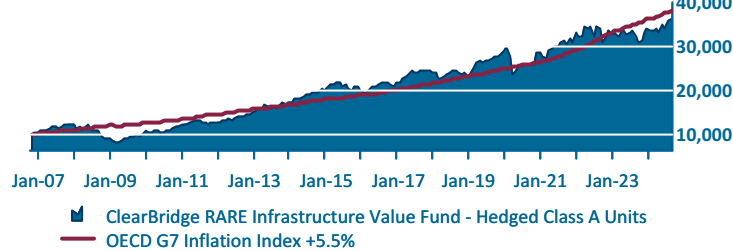
REGIONAL BREAKDOWN



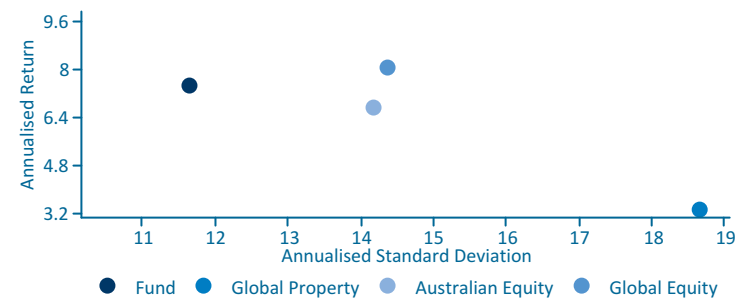
TOP 10 POSITIONS

Position	End Weight %
NextEra	5.32
Severn Trent	4.89
Entergy	4.62
PG&E	4.50
CSX	4.40
American Tower	4.19
Dominion Energy	3.86
Redeia Corporacion SA	3.80
E.ON SE	3.46
Union Pacific	3.14
Top 10 Total	42.17

GROWTH OF AUD 10,000 INVESTMENT



RISK RETURN (%PA SINCE INCEPTION)



FUND DETAILS

Fund Size (AUDm)	966.4
# of Securities	35
APIR Code	TGP0008AU
ARSN:	121 027 709
Application Price (AUD)	1.0740
Redemption Price (AUD)	1.0723
Distribution Frequency	Quarterly
Latest Distribution (CPU)	0.5000

FEES AND TRANSACTION COSTS

Base Management Fee	1.025% p.a. incl. the net effect of GST
Performance Fee	None
Buy / Sell Spread	0.13% / 0.03%
Minimum Investment (AUD)	20,000

Important information

While this document has been prepared with all reasonable care, ClearBridge Investments Limited (ABN 84 119 339 052, AFSL No. 307727) and its related companies ("ClearBridge") accept no responsibility or liability for any errors, omissions or misstatements however caused. This information is not personal advice. It has been prepared without taking account of individual objectives, financial situation or needs. Potential investors should seek independent advice as to the suitability of the Fund to their investment needs. Past performance is not indicative of future performance. Reference to shares in a particular company is not a recommendation to buy, sell or hold that stock. Forecasts are based upon internal research and projections. Actual results may materially differ. ClearBridge does not provide any guarantees. Franklin Templeton Australia Limited (ABN 76 004 835 849, AFSL No. 240827) ("Franklin Templeton") is a part of Franklin Resources, Inc. and the Responsible Entity for this Fund. Applications to invest can only be made on the Application Form accompanying the latest Fund Product Disclosure Statement (PDS). Investors should consider the PDS and the Additional Information Booklet (AIB) before deciding whether to invest or continue to invest in the Fund. All PDS, AIB and Fund TMDs can be found on the ClearBridge website on the Forms & Downloads page at www.clearbridgeinvestments.com.au or by contacting Client Service on (02) 9397 7351 or by email at auclientservice@clearbridge.com. Franklin Templeton can be contacted by writing to Level 47, 120 Collins Street, Melbourne, VIC 3000 or by telephone on 1800 679 541. ClearBridge is wholly, indirectly owned by Franklin Resources, Inc., and is part of ClearBridge Investments, LLC.

Note

- Internal calculations for ClearBridge RARE Infrastructure Value Fund - Hedged Class A Units. All index data sourced from FactSet. Results over one year annualised.
- Fund performance is net of fees, assuming all distributions are reinvested and before tax.
- All values on an AUD hedged basis and net of withholding taxes for benchmarks if applicable. Non-AUD values converted into AUD using FactSet Forex data.
- Performance inception date for ClearBridge RARE Infrastructure Value Fund - Hedged Class A Units is 13/11/2006.
- Avg Market Capitalisation is in AUD.
- Australian Equity (S&P/ASX 200 TR, Local), Global Property (FTSE EPRA/NAREIT Developed TR, AUD Hedged), Global Equity (MSCI AC World Net, Local). All index data sourced from FactSet.

CONTACT US

For further information please:
 Call us on +61 2 9397 7351
 Email us at auclientservice@clearbridge.com
 Visit our website at www.clearbridgeinvestments.com.au