

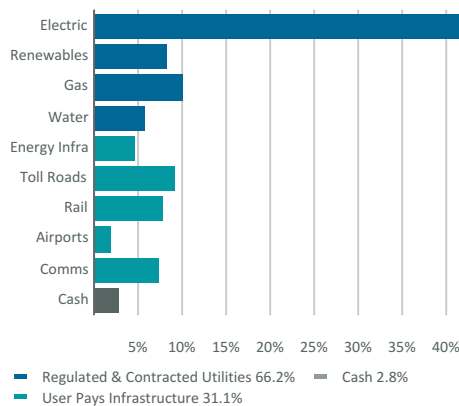
ClearBridge RARE Infrastructure Income Fund - Unhedged Class A Units

The Infrastructure Income Strategy aims to provide investors with long-term inflation-linked capital growth over an economic cycle with a focus on minimising the volatility of returns and providing a target net distribution yield of 5% p.a. This is achieved by investing in a range of listed infrastructure securities spread across geographic regions in both the developed and emerging markets. The Strategy is managed by a highly experienced specialist infrastructure investment team located in Sydney.

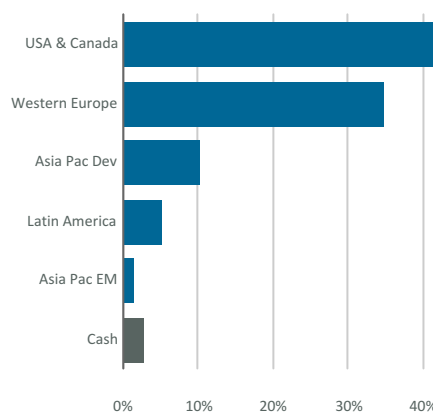
PERFORMANCE

	1 month	3 months	1 year	3 years	5 years	Inception
ClearBridge RARE Infrastructure Income Fund - Unhedged Class A Units	-0.1%	4.1%	2.6%	--	--	7.1%
Growth	-0.1%	2.9%	-1.9%	--	--	-4.2%
Income	0.0%	1.3%	4.4%	--	--	11.3%
BENCH:OECD G7 Inflation Index +5.5%	0.5%	2.0%	8.8%	--	--	11.3%
Over / under performance	-0.7%	2.1%	-6.2%	--	--	-4.2%

SECTOR BREAKDOWN



REGIONAL BREAKDOWN



PORTFOLIO CHARACTERISTICS

Portfolio Weighted Average	Jan 2024
Avg Market Capitalisation	56.0bn
Div Yield (Fwd) Gross	5.1%
5 Yr DPS Growth (PA)	5.4%
Gearing (Current)	39.9%
Interest Cover (Historic)	4.0x
EV/EBITDA (Forward)	11.5x

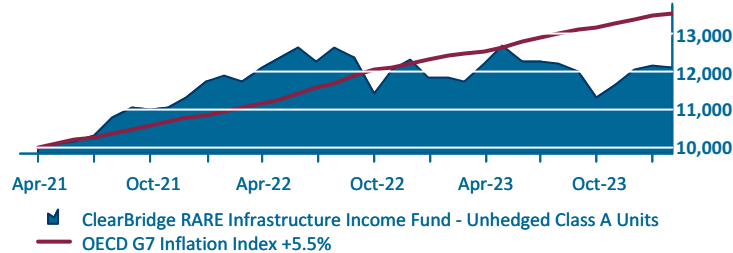
Results based on internal calculations

TOP 10 POSITIONS

END WEIGHT %

Entergy	4.88
EDP-Energias de Portugal	4.82
National Grid	4.54
Union Pacific	4.28
Southern Company	3.97
Crown Castle	3.66
American Tower	3.65
West Japan Railway	3.50
Snam	3.42
OGE Energy	3.33
Top 10 Total	40.05

GROWTH OF AUD 10,000 INVESTMENT



RISK RETURN (%PA SINCE INCEPTION)



FUND DETAILS

Fund Size (AUDm)	136.8
# of Securities	38
APIR Code	SSB6649AU
ARSN:	647 332 321
Application Price (AUD)	0.8862
Redemption Price (AUD)	0.8845
Distribution Frequency	Quarterly
Latest Distribution (CPU)	1.1000

Important information

While this document has been prepared with all reasonable care, ClearBridge Investments Limited (ABN 84 119 339 052, AFSL No. 307727) and its related companies ("ClearBridge") accept no responsibility or liability for any errors, omissions or misstatements however caused. This information is not personal advice. It has been prepared without taking account of individual objectives, financial situation or needs. Potential investors should seek independent advice as to the suitability of the Fund to their investment needs. Past performance is not indicative of future performance. Reference to shares in a particular company is not a recommendation to buy, sell or hold that stock. Forecasts are based upon internal research and projections. Actual results may materially differ. ClearBridge does not provide any guarantees. Franklin Templeton Australia Limited (ABN 76 004 835 849, AFSL No. 240827) ("Franklin Templeton") is a part of Franklin Resources, Inc. and the Responsible Entity for this Fund. Applications to invest can only be made on the Application Form accompanying the latest Fund Product Disclosure Statement (PDS). Investors should consider the PDS and the Additional Information Booklet (AIB) before deciding whether to invest or continue to invest in the Fund. All PDS, AIB and Fund TMDs can be found on the ClearBridge website on the Forms & Downloads page at www.clearbridgeinvestments.com.au or by contacting Client Service on (02) 9397 7351 or by email at auclientservice@clearbridge.com. Franklin Templeton can be contacted by writing to Level 47, 120 Collins Street, Melbourne, VIC 3000 or by telephone on 1800 679 541. ClearBridge is wholly, indirectly owned by Franklin Resources, Inc., and is part of ClearBridge Investments, LLC.

FEES AND TRANSACTION COSTS

Base Management Fee	0.974% p.a. incl. the net effect of GST
Performance Fee	None
Buy / Sell Spread	0.15% / 0.04%
Minimum Investment (AUD)	20,000

Note

1. Internal calculations for ClearBridge RARE Infrastructure Income Fund - Unhedged Class A Units, income and growth data sourced from JPM. All index data sourced from FactSet. Results over one year annualised.
2. Fund performance is net of fees, assuming all distributions are reinvested and before tax.
3. All values in AUD and net of withholding taxes for benchmarks if applicable. Non-AUD values converted into AUD using FactSet Forex data.
4. Performance inception date for ClearBridge RARE Infrastructure Income Fund - Unhedged Class A Units is 13/04/2021.
5. Avg Market Capitalisation is in AUD.
6. Australian Equity (S&P/ASX 200 TR, AUD), Global Property (FTSE EPRA/NAREIT Developed TR, AUD, Hedged), Global Equity (MSCI AC World Net, AUD). All index data sourced from FactSet.

CONTACT US

For further information please:

Call us on	+61 2 9397 7351
Email us at	auclientservice@clearbridge.com
Visit our website at	www.clearbridgeinvestments.com.au