

ClearBridge RARE Emerging Markets Fund

The Emerging Markets Strategy aims to achieve long-term stable growth, comprised of regular income and capital growth by investing in a range of listed infrastructure securities across a number of infrastructure sub-sectors spread across the emerging markets. The Strategy is managed by a highly experienced specialist infrastructure investment team located in Sydney.

PERFORMANCE

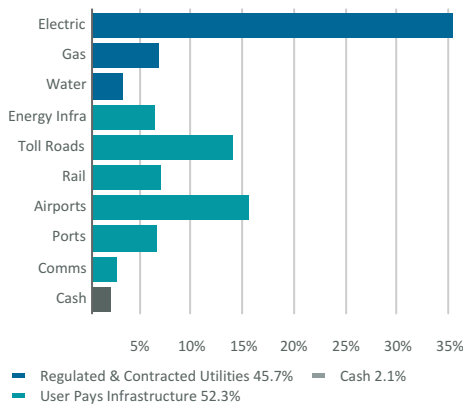
	1 month	3 months	1 year	3 years	5 years	Inception
ClearBridge RARE Emerging Markets Fund	-0.6%	4.0%	10.4%	8.9%	2.4%	8.4%
BENCH:S&P EM Infrastructure Index	1.2%	8.2%	7.1%	6.9%	0.2%	3.2%
Over / under performance	-1.9%	-4.2%	3.3%	2.0%	2.2%	5.2%
MSCI Emerging Markets Index	0.9%	9.8%	11.8%	-0.1%	3.5%	5.6%

PORTFOLIO CHARACTERISTICS

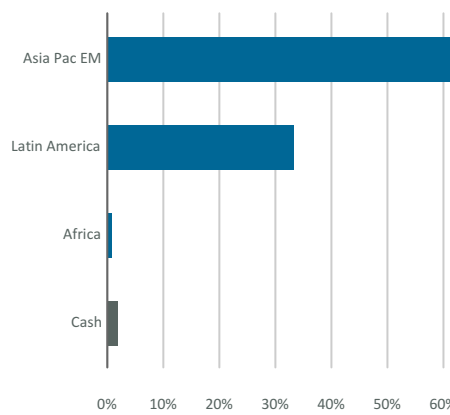
Portfolio Weighted Average	Apr 2024
Avg Market Capitalisation	19.9bn
Div Yield (Fwd) Gross	3.7%
5 Yr DPS Growth (PA)	9.0%
Gearing (Current)	32.2%
Interest Cover (Historic)	5.0x
EV/EBITDA (Forward)	8.9x

Results based on internal calculations

SECTOR BREAKDOWN



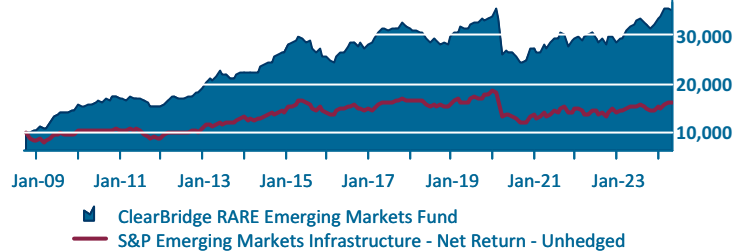
REGIONAL BREAKDOWN



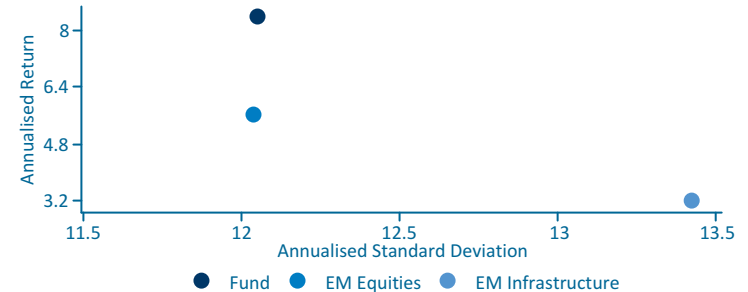
TOP 10 POSITIONS

Position	End Weight %
Jasa Marga	4.58
ICTS	4.49
CCR SA	4.47
NTPC LTD	4.45
Equatorial	4.36
Power Grid	4.27
Rumo Logistica	4.03
China Resources Gas	3.73
Eletrabras	3.53
Sabesp	3.39
Top 10 Total	41.29

GROWTH OF AUD 10,000 INVESTMENT



RISK RETURN (%PA SINCE INCEPTION)



FUND DETAILS

Fund Size (AUDm)	8.3
# of Securities	36
APIR Code	TGP0015AU
ARSN:	132 182 462
Application Price (AUD)	1.8471
Redemption Price (AUD)	1.8406
Distribution Frequency	Semi-Annually
Latest Distribution (CPU)	11.0000

FEES AND TRANSACTION COSTS

Base Management Fee	1.23% p.a. incl. the net effect of GST
Performance Fee	None
Buy / Sell Spread	0.16% / 0.19%
Minimum Investment (AUD)	20,000

Important information

While this document has been prepared with all reasonable care, ClearBridge Investments Limited (ABN 84 119 339 052, AFSL No. 307727) and its related companies ("ClearBridge") accept no responsibility or liability for any errors, omissions or misstatements however caused. This information is not personal advice. It has been prepared without taking account of individual objectives, financial situation or needs. Potential investors should seek independent advice as to the suitability of the Fund to their investment needs. Past performance is not indicative of future performance. Reference to shares in a particular company is not a recommendation to buy, sell or hold that stock. Forecasts are based upon internal research and projections. Actual results may materially differ. ClearBridge does not provide any guarantees. Franklin Templeton Australia Limited (ABN 76 004 835 849, AFSL No. 240827) ("Franklin Templeton") is a part of Franklin Resources, Inc. and the Responsible Entity for this Fund. Applications to invest can only be made on the Application Form accompanying the latest Fund Product Disclosure Statement (PDS). Investors should consider the PDS and the Additional Information Booklet (AIB) before deciding whether to invest or continue to invest in the Fund. All PDS, AIB and Fund TMDs can be found on the ClearBridge website on the Forms & Downloads page at www.clearbridgeinvestments.com.au or by contacting Client Service on (02) 9397 7351 or by email at auclientservice@clearbridge.com. Franklin Templeton can be contacted by writing to Level 47, 120 Collins Street, Melbourne, VIC 3000 or by telephone on 1800 679 541. ClearBridge is wholly, indirectly owned by Franklin Resources, Inc., and is part of ClearBridge Investments, LLC.

Note

- Internal calculations for ClearBridge RARE Emerging Markets Fund. All index data sourced from FactSet. Results over one year annualised.
- Fund performance is net of fees, assuming all distributions are reinvested and before tax.
- All values in AUD and net of withholding taxes for benchmarks if applicable. Non-AUD values converted into AUD using FactSet Forex data.
- Performance inception date for ClearBridge RARE Emerging Markets Fund is 30/09/2008.
- Avg Market Capitalisation is in AUD.
- EM Infrastructure (S&P EM Infrastructure Index, AUD), EM Equities (MSCI EM Index, AUD). All index data sourced from FactSet.

CONTACT US

For further information please:

Call us on	+61 2 9397 7351
Email us at	auclientservice@clearbridge.com
Visit our website at	www.clearbridgeinvestments.com.au