

# ClearBridge

A Franklin Templeton Company

## Global Value Improvers Fund

**Fund Overview:** The Fund seeks to invest in listed equity securities of global companies which the Portfolio Manager believes are undervalued, and are improving on certain ESG measures, either through transforming their own products and services or enabling other entities to advance ESG objectives.

**Objective:** To generate long-term capital appreciation while seeking to outperform the benchmark.<sup>3</sup>

**Benchmark:** MSCI World Value (Net) (AUD) Index

**Fund Inception:** 18 January 2024

**Fund AUM:** \$7.94M AUD

**Holdings Range:** 30-40<sup>1</sup>

### Portfolio Management Team<sup>4</sup>

- ▶ **Grace Su**  
Managing Director, Portfolio Manager, 24 years experience
- ▶ **Jean Yu CFA, PhD**  
Managing Director, Portfolio Manager, 23 years experience

### Fundamental Research Platform

- ▶ Portfolio managers leverage the firm's proprietary research team of experienced analysts for investment ideas and insights
- ▶ Dedicated portfolio analyst focused on Global and International Value Strategies

### Fund Details

APIR Code	SSB5588AU
ARSN	673 274 201
Application Price (AUD)	1.2263 (EX Price)
Redemption Price (AUD)	1.2227 (EX Price)
Distribution Frequency	Quarterly
Latest Distribution (CPU)	3.00

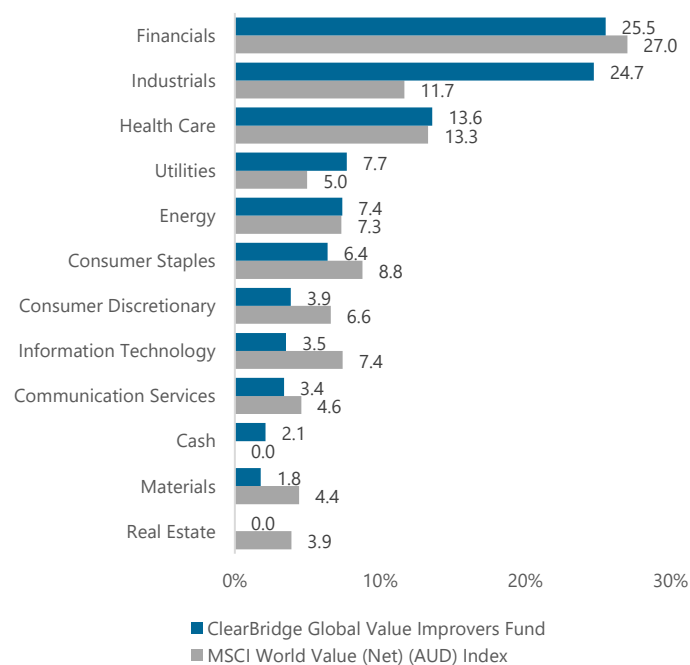
### Fees and Transaction Costs

Base Management Fee	0.82% p.a.
Buy/Sell Spread	0.15%/0.15%
Minimum Investment (AUD)	\$20,000

### Average Annual Total Returns (%)<sup>2</sup>

	1 Month	3 Months	YTD	1 Year	Since Inception (18 January 2024)
ClearBridge Global Value Improvers Fund Class A Units (Net) (AUD)	-2.0	3.6	3.6	14.3	22.2
MSCI World Value (Net) (AUD) Index	1.5	4.1	4.1	13.7	20.5

### Sector Weightings<sup>1,2</sup>



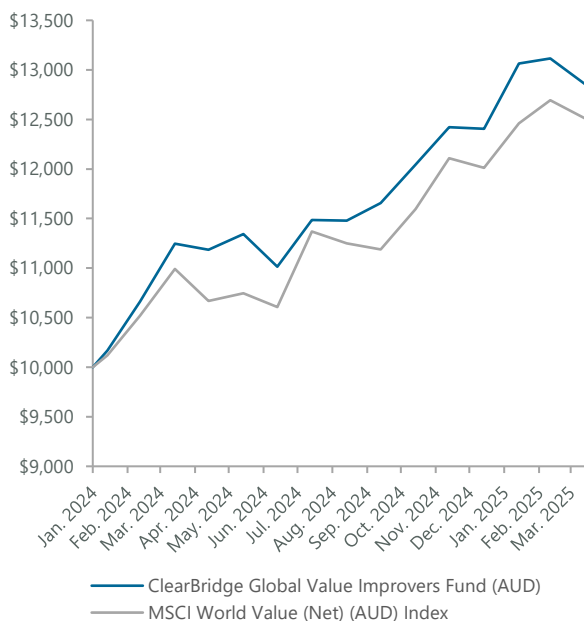
### Top 10 Holdings<sup>1</sup>

Security	% of Total Fund
Banco Bilbao Vizcaya Argentaria SA	4.65
Wells Fargo & Co	4.39
Charles Schwab Corp/The	3.95
Compass Group PLC	3.86
TotalEnergies SE	3.75
EQT Corp	3.64
Siemens AG	3.47
Unilever PLC	3.41
American International Group Inc	3.40
PayPal Holdings Inc	3.38
<b>Total</b>	<b>37.9</b>
<b>Total Number of Holdings</b>	<b>38</b>

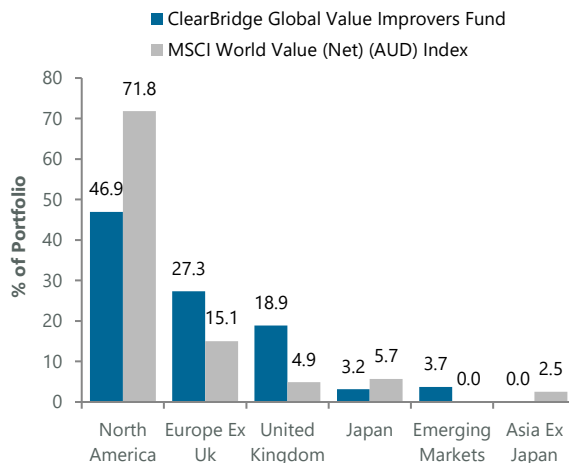
## Portfolio Characteristics<sup>1,2</sup>

Characteristics	ClearBridge Global Value Improvers Fund	MSCI World Value (Net) (AUD) Index
P/E Ratio (forward 12 mos.)	15.1	14.9
Price/Book	3.3	3.1
EPS Growth Next 3-5 Years (%)	11.1	8.3
ROE (%)	15	16
Dividend Yield (%)	2.3	2.8

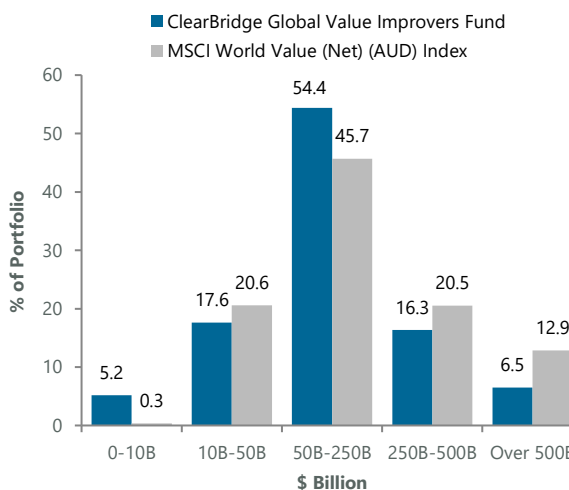
## Growth of AUD 10,000 Investment<sup>2</sup>



## Regional Allocation<sup>1</sup>



## Market Cap Breakdown<sup>1</sup>



<sup>1</sup> Source: FactSet. Fund portfolio characteristics, holdings, regional and sector weightings and market capitalisation are based on the fund portfolio and are subject to change at any time. Holdings, sector weightings, market capitalisation and portfolio characteristics of individual client portfolios may differ, sometimes significantly, from those shown. This information does not constitute, and should not be construed as, investment advice or recommendations with respect to the securities and sectors listed.

<sup>2</sup> Past performance is no guarantee of future results. Performance returns less than one year are not annualised.

<sup>3</sup> There is no guarantee that the Fund's objective will be met.

<sup>4</sup> ClearBridge Investments, LLC. Portfolio Management Team.

P/E ratios are weighted harmonic average.

Price/Book is weighted average.

Performance source: Internal.

Benchmark source: Morgan Stanley Capital International.

This material presents information in a manner which is not suitable for retail investors and the

investment manager, ClearBridge Investments Limited (ABN 84 119 339 052; AFSL No. 307727) and its Authorised Representative, ClearBridge Investments, LLC. do not authorise the provision of this material to retail investors. While this document has been prepared with all reasonable care, ClearBridge\* accepts no responsibility or liability for any errors, omissions or misstatements however caused. This information is not personal advice. It has been prepared without taking account of individual objectives, financial situation or needs. Potential investors should seek independent advice as to the suitability of the Fund to their investment needs. Reference to shares in a particular company is not a recommendation to buy, sell or hold that stock. Forecasts are based upon internal research and projections. Actual results may materially differ. ClearBridge does not provide any guarantees. Franklin Templeton Australia Limited (ABN 76 004 835 849, AFSL No. 240827) ("Franklin Templeton") is a part of Franklin Resources, Inc. and the Responsible Entity for certain managed funds. Applications to invest can only be made on the Application Form accompanying the

latest Product Disclosure Statement ("PDS"). Investors should consider the PDS and the Additional Information Booklet ("AIB") before deciding whether to invest or continue to invest. All PDS, AIB and Fund TMDs can be found on our website on the Forms & Downloads page at [www.clearbridgeinvestments.com.au](http://www.clearbridgeinvestments.com.au) or by contacting Client Service on (02) 9397 7351 or by email at [auclientservice@clearbridge.com](mailto:auclientservice@clearbridge.com). Franklin Templeton can be contacted by writing to Level 47, 120 Collins Street, Melbourne, VIC 3000 or by telephone on 1800 679 541. ClearBridge is wholly, indirectly owned by Franklin Resources, Inc. \*ClearBridge consists of ClearBridge Investments, LLC. ("CBI") and its affiliated managers whose businesses have been operationally integrated with CBI's, including ClearBridge Investments Limited and its subsidiary in Australia, and a part of Franklin Templeton Investments Corp. doing business as ClearBridge Investments in Canada. Data as of 31 March 2025 unless otherwise indicated. Currency: AUD.

**Past performance is no guarantee of future results.**