

ClearBridge

A Franklin Templeton Company

Global Growth Fund

Fund Overview: The Fund seeks to invest in global companies which are undervalued when compared to the Portfolio Manager's assessment of their intrinsic value.

Objective: To generate long-term capital appreciation while seeking to outperform the benchmark.³

Benchmark: MSCI AC World – NR Index (AUD)

Fund Inception: 14 December 2023

Fund AUM: \$5.2M AUD

Holdings Range: 60-100¹

Portfolio Management Team⁴

- ▶ **Elisa Mazen**
Managing Director, Head of Global Growth, Portfolio Manager, 39 years experience
- ▶ **Michael Testorf CFA**
Managing Director, Portfolio Manager, 37 years experience
- ▶ **Pawel Wroblewski CFA**
Managing Director, Portfolio Manager, 28 years experience

Fundamental Research Platform

- ▶ Portfolio managers leverage the firm's proprietary research team of experienced analysts for investment ideas and insights
- ▶ Dedicated portfolio analysts support the International and Global Growth strategies

Fund Details

APIR Code	SSB3170AU
ARSN	671 563 607
Application Price (AUD)	1.2465
Redemption Price (AUD)	1.2447
Distribution Frequency	Quarterly
Latest Distribution (CPU)	0.65

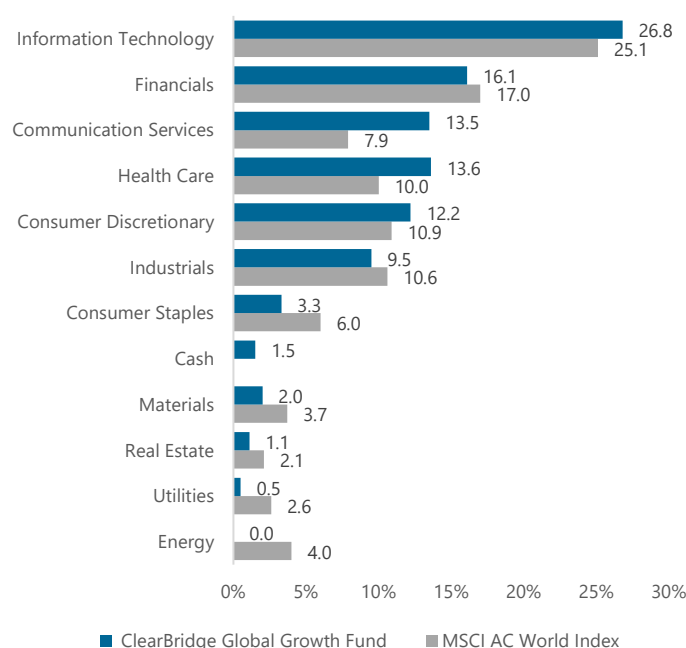
Fees and Transaction Costs

Base Management Fee	0.82% p.a.
Buy/Sell Spread	0.07%/0.07%
Minimum Investment (AUD)	\$20,000

Average Annual Total Returns (%)²

	3 Months	YTD	Since Inception (14 Dec. 2023)
ClearBridge Global Growth Fund (Net) (AUD)	7.5	26.4	26.0
MSCI AC World Index (Net) (AUD)	8.1	26.0	25.7

Sector Weightings^{1,2}



Top 10 Holdings¹

Security	% of Total Fund
Apple Inc	4.6
Amazon.com Inc	4.3
Microsoft Corp	4.0
NVIDIA Corp	4.0
Alphabet Inc	2.7
Eli Lilly & Co	2.3
Shopify	2.2
Chubb Ltd	2.2
Intercontinental Exchange Inc	2.1
Union Pacific	2.1
Total	30.3
Total Number of Holdings	81

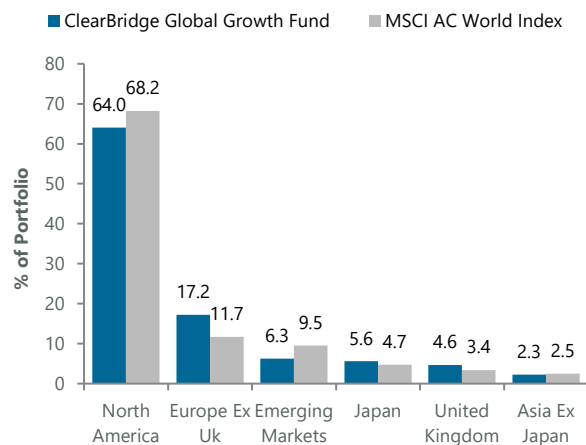
Portfolio Characteristics^{1,2}

Characteristics	ClearBridge Global Growth Fund	MSCI AC World Index
P/E Ratio (forward 12 mos.)	26.4	20.0
Price/Book	6.6	5.3
EPS Growth Next 3-5 Years (%)	18.1	13.3
ROE (%)	19.1	19.4
Dividend Yield (%)	0.9	1.8

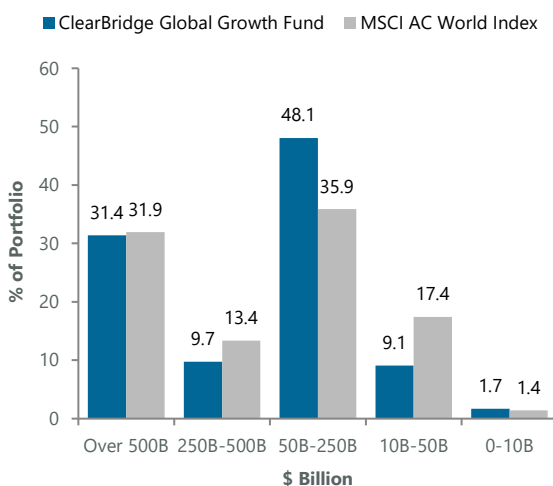
Growth of AUD 10,000 Investment²



Regional Allocation¹



Market Cap Breakdown¹



¹ Source: FactSet. Fund portfolio characteristics, holdings, regional and sector weightings and market capitalisation are based on the Fund portfolio and are subject to change at any time. Holdings, sector weightings, market capitalisation and portfolio characteristics of individual client portfolios may differ, sometimes significantly, from those shown. This information does not constitute, and should not be construed as, investment advice or recommendations with respect to the securities and sectors listed.

² Past performance is no guarantee of future results. Performance returns less than one year are not annualised.

³ There is no guarantee that the Fund's objective will be met.

⁴ ClearBridge Investments, LLC. Portfolio Management Team.

P/E ratios are weighted harmonic average.

Price/Book is weighted average.

Performance source: Internal.

Benchmark source: Morgan Stanley Capital International.

This material presents information in a manner which is not suitable for retail investors and the

investment manager, ClearBridge Investments Limited (ABN 84 119 339 052; AFSL No. 307727) and its Authorised Representative, ClearBridge Investments, LLC, do not authorise the provision of this material to retail investors. While this document has been prepared with all reasonable care, ClearBridge* accepts no responsibility or liability for any errors, omissions or misstatements however caused. This information is not personal advice. It has been prepared without taking account of individual objectives, financial situation or needs. Potential investors should seek independent advice as to the suitability of the Fund to their investment needs. Reference to shares in a particular company is not a recommendation to buy, sell or hold that stock. Forecasts are based upon internal research and projections. Actual results may materially differ. ClearBridge does not provide any guarantees. Franklin Templeton Australia Limited (ABN 76 004 835 849, AFSL No. 240827) ("Franklin Templeton") is a part of Franklin Resources, Inc. and the Responsible Entity for certain managed funds. Applications to invest can only be made on the Application Form accompanying the

latest Product Disclosure Statement ("PDS"). Investors should consider the PDS and the Additional Information Booklet ("AIB") before deciding whether to invest or continue to invest. All PDS, AIB and Fund TMDs can be found on our website on the Forms & Downloads page at www.clearbridgeinvestments.com.au or by contacting Client Service on (02) 9397 7351 or by email at auclientservice@clearbridge.com. Franklin Templeton can be contacted by writing to Level 47, 120 Collins Street, Melbourne, VIC 3000 or by telephone on 1800 679 541. ClearBridge is wholly, indirectly owned by Franklin Resources, Inc. *ClearBridge consists of ClearBridge Investments, LLC. ("CBI") and its affiliated managers whose businesses have been operationally integrated with CBI's, including ClearBridge Investments Limited and its subsidiary in Australia, and a part of Franklin Templeton Investments Corp. doing business as ClearBridge Investments in Canada. Data as at 30 November 2024 unless otherwise indicated. Currency: AUD.

Past performance is no guarantee of future results.